

# The Pied Pipers

Bald Hills Recorder Club

# Lesson 1

Hot Cross Buns

Recorder

*Middle*

**C**

Left Hand: T, 1, 2, 3

Right Hand: 1, 2, 3, 4

Recorder

**D**

Left Hand: T, 1, 2, 3

Right Hand: 1, 2, 3

Recorder

**E**

Left Hand: T, 1, 2, 3

Right Hand: 1, 2

Recorder

**F**

Left Hand: T, 1, 2, 3

Right Hand: 1, 2, 3, 4

Recorder

**F#**

Left Hand: T, 1, 2, 3

Right Hand: 1, 2, 3

Recorder

**G**

Left Hand: T, 1, 2, 3

Recorder

**A**

Left Hand: T, 1, 2

Recorder

**B**

Left Hand: T, 1

Recorder

*High*

**C**

Left Hand: T, 1, 2

Recorder

**D**

Left Hand: T, 1, 2

Recorder

**E**

Left Hand: T, 1, 2, 3

Right Hand: 1, 2

**C<sub>1</sub>** (middle C)

**D<sub>1</sub>**

**E**

**F**

**F#**

**G**

**A**

**B**

**C** (high C)

**D**


**E**

# Mystery tunes

Can you tell which two tunes make up this duet?†

Recorder 1

Recorder 2



3

1

2



# Hamelin Bakery



Recorder

**B**

Left Hand

•	)	T
•	)	1

MIDDLE YEARS MUSIC EDUCATION  
Used with the permission of Stuart Gilard  
[www.kimsgreenband.com.au](http://www.kimsgreenband.com.au)

Recorder

**A**

Left Hand

•	)	T
•	)	1
•	)	2

MIDDLE YEARS MUSIC EDUCATION  
Used with the permission of Stuart Gilard  
[www.kimsgreenband.com.au](http://www.kimsgreenband.com.au)

Recorder

**G**

Left Hand

•	)	T
•	)	1
•	)	2
•	)	3

MIDDLE YEARS MUSIC EDUCATION  
Used with the permission of Stuart Gilard  
[www.kimsgreenband.com.au](http://www.kimsgreenband.com.au)

Recorder

**B**

Left Hand

•	)	T
•	)	1

MIDDLE YEARS MUSIC EDUCATION  
Used with the permission of Stuart Gilard  
[www.kimsgreenband.com.au](http://www.kimsgreenband.com.au)

Recorder

**A**

Left Hand

•	)	T
•	)	1
•	)	2

MIDDLE YEARS MUSIC EDUCATION  
Used with the permission of Stuart Gilard  
[www.kimsgreenband.com.au](http://www.kimsgreenband.com.au)

Recorder

**G**

Left Hand

•	)	T
•	)	1
•	)	2
•	)	3

MIDDLE YEARS MUSIC EDUCATION  
Used with the permission of Stuart Gilard  
[www.kimsgreenband.com.au](http://www.kimsgreenband.com.au)

**B**

**A**

**G**

**B**

**A**

**G**

A musical staff with a treble clef on the left. The staff contains six notes: B, A, G, B, A, G. The notes B and A are quarter notes, and the notes G are half notes. Each note has a red oval on its stem. The notes are positioned on the following lines: B on the second line, A on the first space, G on the first line, B on the second line, A on the first space, and G on the first line.

# Hamelin Bakery



Recorder

**B**

Left Hand

Recorder diagram for note B. The left hand has the thumb on the top hole, index finger on the second hole, and middle finger on the third hole. The right hand has the index finger on the fourth hole, middle finger on the fifth hole, and ring finger on the sixth hole.

MIDDLE YEARS MUSIC EDUCATION  
www.kangarooeducation.com.au

Recorder

**A**

Left Hand

Recorder diagram for note A. The left hand has the thumb on the top hole, index finger on the second hole, and middle finger on the third hole. The right hand has the index finger on the fourth hole, middle finger on the fifth hole, and ring finger on the sixth hole.

MIDDLE YEARS MUSIC EDUCATION  
www.kangarooeducation.com.au

Recorder

**B**

Left Hand

Recorder diagram for note B. The left hand has the thumb on the top hole, index finger on the second hole, and middle finger on the third hole. The right hand has the index finger on the fourth hole, middle finger on the fifth hole, and ring finger on the sixth hole.

MIDDLE YEARS MUSIC EDUCATION  
www.kangarooeducation.com.au

# Rest

(4 counts)

**B A G B A G**

Musical notation for the Hamelin Bakery melody. The first measure contains three quarter notes: B, A, and G. The second measure contains three quarter notes: B, A, and G. The third measure contains four eighth notes: B, A, G, and B. The fourth measure contains three quarter notes: B, A, and G. The piece ends with a double bar line.

# Hamelin Bakery



B A G B A G

Hot cross buns, hot cross buns,

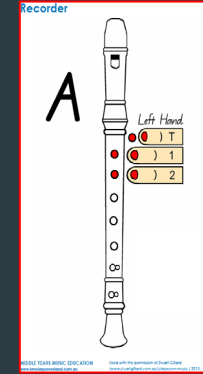
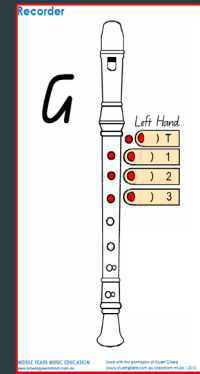
The first two measures of the song are shown on a single treble clef staff in 4/4 time. The first measure contains three quarter notes: B (on the second line), A (on the first space), and G (on the first line). The second measure contains three quarter notes: B (on the second line), A (on the first space), and G (on the first line). The notes are red with black stems.

G G G G A A A A B A G

one-a penny, two-a penny, hot cross buns.

The last two measures of the song are shown on a single treble clef staff in 4/4 time. The first measure contains eight eighth notes: four Gs (on the first line) and four As (on the first space). The second measure contains three quarter notes: B (on the second line), A (on the first space), and G (on the first line). The notes are red with black stems. The piece ends with a double bar line and repeat dots.

# Hamelin Bakery



B A G B A G G G G A A A A B A G

Hot cross buns, hot cross buns, one-a-penny, two-a penny, hot cross buns.



# Hamelin Bakery



Musical notation for the first line of the song. The melody is written on a treble clef staff. The notes are B, A, G, B, A, G, followed by four rests, and then B, A, G. The notes are red. The rests are marked with a zigzag line and labeled 'Rest 2, 3, 4,'.



Musical notation for the second line of the song. The melody is written on a treble clef staff in 4/4 time. The notes are B, A, G, B, A, G, followed by a triplet of G's, a triplet of A's, and then B, A, G. The notes are red. The triplets are marked with a thick black line above the notes.

Hot cross buns,

hot cross buns,

one-a penny, two-a penny,

hot cross buns.

# Hamelin Bakery

The musical score is written for four parts: First Rats, Second Rats, Third Rats, and Drumset. It is in the key of D major (one sharp) and 4/4 time. The score consists of seven measures. The first three measures feature a melody of quarter notes in the vocal parts, while the last four measures feature a melody of eighth notes. The drumset part provides a steady quarter-note accompaniment throughout.

**First Rats**

**Second Rats**

**Third Rats**

**Drumset**

Measure	First Rats	Second Rats	Third Rats	Drumset
1	Rest	Rest	Rest	Quarter note
2	D4	D4	D4	Quarter note
3	E4	E4	E4	Quarter note
4	F#4	F#4	F#4	Quarter note
5	G4	G4	G4	Quarter note
6	A4	A4	A4	Quarter note
7	B4	B4	B4	Quarter note

# Hamelin Bakery

7

F-Rats

S-Rats

T-Rats

D. Set

The musical score is written for four parts: F-Rats, S-Rats, T-Rats, and D. Set. It begins with a treble clef, a key signature of one sharp (F#), and a common time signature (C). The score is divided into four measures. The F-Rats and S-Rats parts play a simple melody of quarter notes. The T-Rats part plays a more complex melody, starting with quarter notes and then moving to eighth notes. The D. Set part consists of a single chord in the first measure, followed by rests in the subsequent measures.

# Hamelin Bakery

11

F-Rats

S-Rats

T-Rats

D. Set

The image displays a musical score for a piece titled "Hamelin Bakery". The score is arranged in four staves, each with a different instrument or part: F-Rats, S-Rats, T-Rats, and D. Set. The music is written in treble clef with a key signature of one sharp (F#) and a time signature of 8/8. The score is divided into three measures. The first measure contains a whole note for F-Rats and S-Rats, and a half note for T-Rats. The second measure contains a whole note for F-Rats and S-Rats, and a half note for T-Rats. The third measure contains a whole note for F-Rats and S-Rats, and a half note for T-Rats. The D. Set part is represented by a double bar line in the first measure, followed by a whole note in the second and third measures.

# Hamelin Bakery

14

F-Rats

S-Rats

T-Rats

D. Set

The image displays a musical score for a piece titled "Hamelin Bakery". The score is written for four parts: F-Rats, S-Rats, T-Rats, and D. Set. The music is in the key of D major (one sharp) and 8/8 time. The first measure is marked with a rehearsal symbol and the number 14. The F-Rats and S-Rats parts consist of a simple melody of quarter notes in the first measure, followed by half notes in the second and third measures, and a whole note in the fourth measure. The T-Rats part features a more complex melody with eighth notes and sixteenth notes, including some beamed eighth notes. The D. Set part is a simple accompaniment consisting of a double bar line in the first measure, followed by a whole note in the second and third measures, and a whole note in the fourth measure.

**B**EAUTIFULLY

**A**MAZING,

**L**ILTINGLY

**D**ELIGHTFUL,

**H**ARMONIOUSLY

**I**MPRESSIVE,

**L**OVELY,

**L**YRICALLY

**S**ERENADING,

**R**EMARKABLY

**E**LEGANT,

**C**IRCLE

**O**F

**R**ARE

**D**ISTINCTION,

**E**ACH

**R**ECITALIST

**C**ONFIDENTLY

**L**EAVING

**U**S

**B**REATHLESS.