

The Pied Pipers

Bald Hills Recorder Club

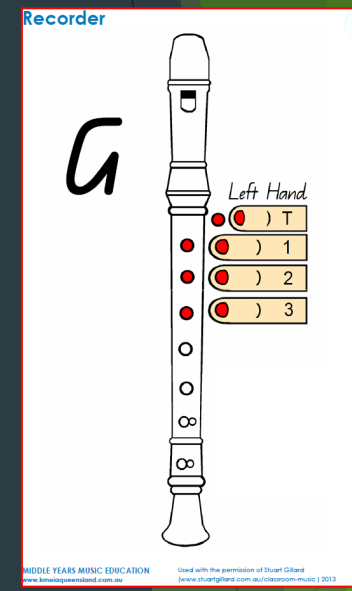
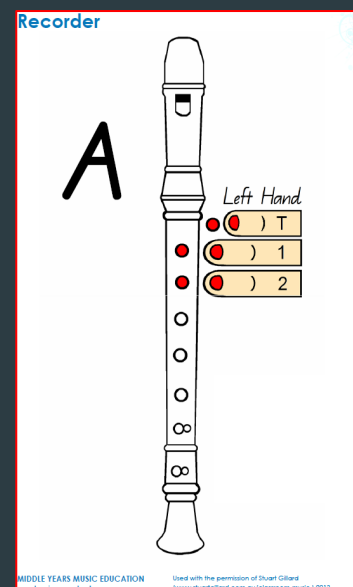
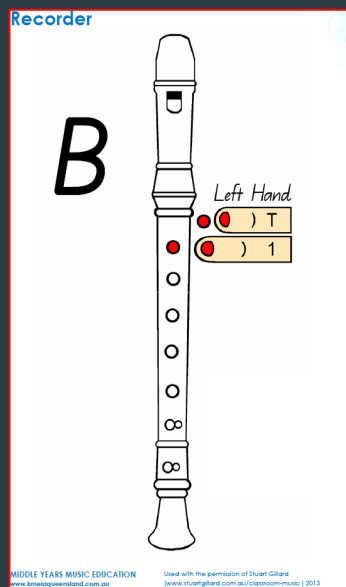
Lesson

Old Macdonald had a farm

<p>Recorder</p> <p>Middle</p> <p>C</p>	<p>Recorder</p> <p>D</p>	<p>Recorder</p> <p>E</p>	<p>Recorder</p> <p>F</p>	<p>Recorder</p> <p>F#</p>	<p>Recorder</p> <p>G</p>	<p>Recorder</p> <p>A</p>	<p>Recorder</p> <p>B</p>	<p>Recorder</p> <p>High</p> <p>C</p>	<p>Recorder</p> <p>D</p>	<p>Recorder</p> <p>E</p>
---	---------------------------------	---------------------------------	---------------------------------	----------------------------------	---------------------------------	---------------------------------	---------------------------------	---	---------------------------------	---------------------------------

C₁ (middle C)	D₁	E	F	F#	G	A	B	C (high C)	D	E

e - i - e - i - o



2

B B A A G

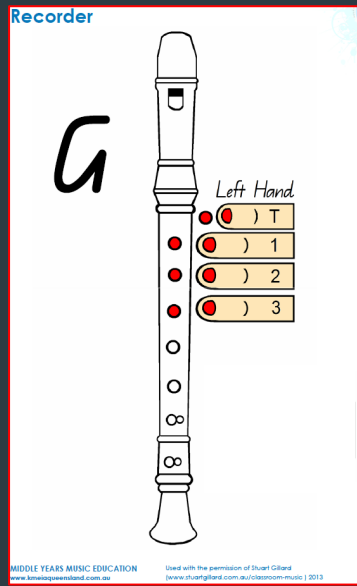
B B A A G

B B A A G

B B A A G



With a squeak-squeak here...



Old Macdonald had a farm

Recorder

G

Left Hand

- Top hole: () T
- Second hole: () 1
- Third hole: () 2
- Bottom hole: () 3

Right Hand

- 1 ()
- 2 ()
- 3 ()

MIDDLE YEARS MUSIC EDUCATION
www.kmisqueenstand.com.au

Used with the permission of Stuart Gillard
(www.stuartgillard.com.au/classroom-music | 2013)

Recorder

D

Left Hand

- Top hole: () T
- Second hole: () 1
- Third hole: () 2
- Bottom hole: () 3

Right Hand

- 1 ()
- 2 ()
- 3 ()

MIDDLE YEARS MUSIC EDUCATION
www.kmisqueenstand.com.au

Used with the permission of Stuart Gillard
(www.stuartgillard.com.au/classroom-music | 2013)

Recorder

E

Left Hand

- Top hole: () T
- Second hole: () 1
- Third hole: () 2
- Bottom hole: () 3

Right Hand

- 1 ()
- 2 ()

MIDDLE YEARS MUSIC EDUCATION
www.kmisqueenstand.com.au

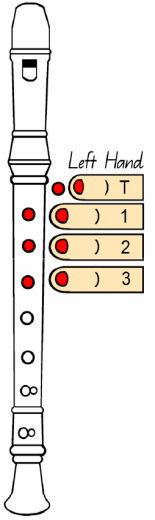
Used with the permission of Stuart Gillard
(www.stuartgillard.com.au/classroom-music | 2013)

Musical notation for the song 'Old MacDonald Had a Farm'. The notation is on a single staff with a treble clef and a 4/4 time signature. The notes are: a whole rest, followed by G, G, G, D, E, E, D. The letters G, G, G, D, E, E, D are written above the notes.

e-i-e-i-o

Recorder

G



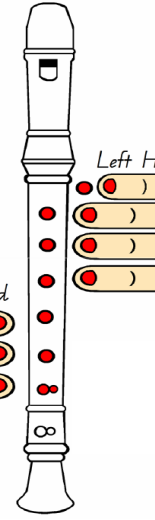
Left Hand

- () T
- () 1
- () 2
- () 3

Middle Years Music Education
Used with the permission of Stuart Gillard
www.kinesqueensland.com.au www.stuartgillard.com.au/classroom-music | 2013

Recorder

D



Left Hand

- () T
- () 1
- () 2
- () 3

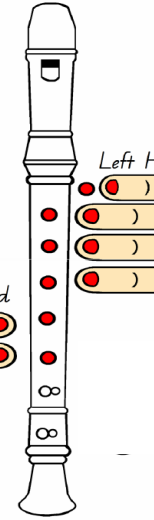
Right Hand

- 1 ()
- 2 ()
- 3 ()

Middle Years Music Education
Used with the permission of Stuart Gillard
www.kinesqueensland.com.au www.stuartgillard.com.au/classroom-music | 2013

Recorder

E



Left Hand

- () T
- () 1
- () 2
- () 3

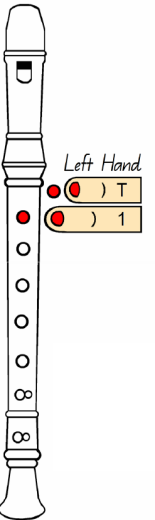
Right Hand

- 1 ()
- 2 ()

Middle Years Music Education
Used with the permission of Stuart Gillard
www.kinesqueensland.com.au www.stuartgillard.com.au/classroom-music | 2013

Recorder

B



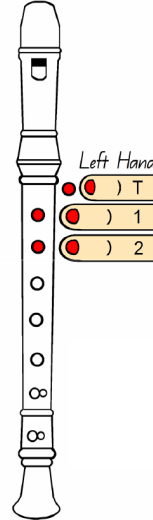
Left Hand

- () T
- () 1

Middle Years Music Education
Used with the permission of Stuart Gillard
www.kinesqueensland.com.au www.stuartgillard.com.au/classroom-music | 2013

Recorder

A



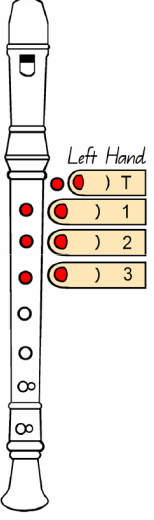
Left Hand

- () T
- () 1
- () 2

Middle Years Music Education
Used with the permission of Stuart Gillard
www.kinesqueensland.com.au www.stuartgillard.com.au/classroom-music | 2013

Recorder

G




Left Hand

- () T
- () 1
- () 2
- () 3

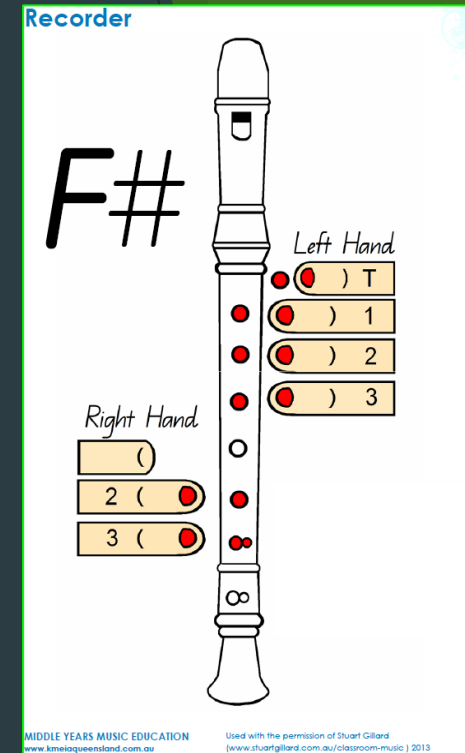
Middle Years Music Education
Used with the permission of Stuart Gillard
www.kinesqueensland.com.au www.stuartgillard.com.au/classroom-music | 2013

G D E D B B A A G



Musical notation on a staff showing the sequence of notes: G, D, E, D, B, B, A, A, G. The notes are represented by quarter notes with stems pointing up. The sequence is divided into measures by vertical bar lines.

Catch that ratty



G B D A

F# G



catch that rat-ty catch that rat-ty catch that rat-ty catch it!

BEAUTIFULLY

AMAZING,

LILTINGLY

DELIGHTFUL,

HARMONIOUSLY

IMPRESSIVE,

LOVELY,

LYRICALLY

SERENADING,

REMARKABLY

ELEGANT,

CIRCLE

OF

RARE

DISTINCTION,

EACH

RECITALIST

CONFIDENTLY

LEAVING

US

BREATHLESS.